

Bloomberg Government

✓ Top Lobbying Firms



President's tariffs and tax cuts drive record revenue for government affairs professionals



April 2026

Table of Contents

Introduction	3
Methodology	3
NEWS	
Trump Connections Reshape Power Dynamics on K Street	4
INFOGRAPHICS	
Lobbying Spending Tops \$5 Billion in 2025	6
Taxation and Trade See Largest Increase in Lobbying	7
NEWS	
White House Agenda Turns Tariffs and MAHA Push to Lobbying Gold	8
INFOGRAPHICS	
Lobbying Disclosure Filings Shift Across Agencies	10
Trump Ties Swell Bottom Lines for Connected Firms	11
Smaller Shops Ride Lobbying Wave	11
TABLE	
Top Lobbying Firms	12
2025 Revenue \$50 Million+	12
2025 Revenue \$50 Million to \$25 Million	13
2025 Revenue \$25 Million to \$15 Million	13
2025 Revenue \$15 Million to \$10 Million	14
2025 Revenue \$10 Million to \$7 Million	15
2025 Revenue \$7 Million to \$5 Million	16
2025 Revenue \$5 Million to \$4 Million	18
2025 Revenue \$4 Million to \$3 Million	20
2025 Revenue \$3 Million to \$2.5 Million	22
2025 Revenue \$2.5 Million to \$1.5 Million	24
2025 Revenue \$1.5 Million to \$1.3 Million	29

Report design by Braden Brook. Cover illustration by Jonathan Hurtarte/
Bloomberg Government. Infographics by Ava Mandoli/Bloomberg Government.

Introduction

A record \$5.3 billion was spent on lobbying last year as a new White House administration and a new Congress took control of the federal government, Bloomberg Government's annual analysis of Lobbying Disclosure Act forms shows.

Industries have long hired Washington lobbyists to sway lawmakers and regulators who can make or break their business interests, and their massive spending last year fueled growth in lobbying revenue on K Street.

Whether it was the president's push for global tariffs or the rise of artificial intelligence in every facet of business, lobbyists were busy. They plied their trade in the US Capitol's marble corridors, but they also frequented the White House and Cabinet departments like Treasury.

Since 2016, Bloomberg Government has analyzed lobbying disclosure reports to give subscribers a window into the world of paid influence that drives Washington—regardless of which party is in charge.

Lobbyists are required by law to register and disclose their clients, the issues they advocate, which agencies they contact, and how much they're compensated.

LDA forms, as they're known, capture a slice of lobbying as a business, but don't give a complete picture. Registration is required for individuals who spend at least 20% of their time on lobbying activities for which they are paid and if they make at least two contacts with government officials who are covered by the law.

They don't include work done by advisers who avoid the lobbyist label. A separate disclosure to the Justice Department is required for any lobbying done on behalf of a foreign government.

Methodology

To be included in this report, lobbying firms must disclose at least \$1.3 million in 2025 revenue and have filings in all four quarters of the reporting year. This is an inflation-based adjustment from previous years when the threshold for inclusion was \$1 million. Bloomberg Government also credits firms that filed LDA reports indicating lobbying activity, but revenue below the \$5,000 reporting threshold.

Additionally, to be designated a standout lobbying firm, Bloomberg Government evaluates the following metrics. Firms must meet all criteria listed here to receive the standout checkmark:

- Year-over-year revenue growth greater than the annual rate of inflation for 2025, which was 2.7%, an adjustment from prior years that only required a positive growth rate.
- Revenue per lobbyist of \$618,000 or more. This threshold has been adjusted for inflation.
- Growth in average revenue per client.
- 80% or more retention of clients over a 1-year period.
- 60% or more retention of clients over a 3-year period.



Record spending on lobbying changed the influence industry in 2025.

Photographer: David Evans/Bloomberg Government

Trump Connections Reshape Power Dynamics on K Street

By John Woolley and Kate Ackley

One factor trumped the rest when it came to success on K Street in 2025: connections to the president and his circle.

Checkmate Government Relations tells the story. The shop reported a 31,638% federal lobbying revenue jump last year, according to a Bloomberg Government analysis, raking in more than \$22 million from clients such as the Sports Betting Alliance, Eli Lilly and Co., and crypto exchange Binance.

Ches McDowell, the firm’s managing partner, is a hunting buddy of the president’s son, Donald Trump Jr. Checkmate lobbyist Chris LaCivita Jr.’s father co-lead the 2024 campaign. And another Checkmate staffer worked for the unsuccessful White House bid of Robert F. Kennedy Jr., who now leads the Department of Health and Human Services.

Record-high spending on lobbyists last year captures a new reality in Washington, where power means cultivating ties to President Donald Trump and developing a strategy for interacting with an often unpredictable White House. Lobbying the Executive Office of the President and the White House increased more than 70% last year, lobbying disclosures reveal.

“The action is largely driven by the president himself,” said Aleix Jarvis, founder of Tholos Government Relations, a growing GOP firm. “And so if you want to make something happen every day, you go to where the action is.”

Lobby shops reported hauling in \$2.84 billion in 2025, a Bloomberg Government analysis of federal lobbying disclosures found. The 26% jump over 2024 levels was by far the largest recorded in the 11 years of Bloomberg Government’s annual examination of federal lobbying data.

“We haven’t seen such strong lobbyist access before, not even in Trump 1.0,” Lisa Gilbert, co-president of Public Citizen, said. “This is very unique under Trump 2.0.”

The spending blitz comes during a period of monumental change in Washington. Although new presidential administrations historically accelerate advocacy spending, the second Trump administration’s preference for case-by-case negotiations and encroachment into congressional responsibilities have made planning around the White House more important than ever.



The action is largely driven by the president himself. And so if you want to make something happen every day, you go to where the action is.”

Aleix Jarvis
Founder of Tholos Government Relations

To see success, lobbyists had to be “really White House strong, if not White House centric,” said Chase Kroll, founding partner of TSG Advocates.

Trump Ties Triumph

Close ties to Trump and his inner circle proved decisive in boosting some K Street shops above the rest, Bloomberg Government’s analysis found.

Ballard Partners, with clients ranging from TikTok to Palantir to Harvard, closed out the year with a 351% revenue gain above 2024, Bloomberg Government found. It was the highest earning firm, at more than \$88 million in annual revenue.

White House Chief of Staff Susie Wiles and former Attorney General Pam Bondi previously worked there, and its founder, Brian Ballard, has been a Trump fundraiser dating back to the president’s 2016 campaign. Ballard also sits on the board of trustees for the newly renamed Trump Kennedy Center and is helping round up donations for a White House renovation.

“For all lobbying firms that aren’t Trump specific, 2025 was a year to figure out how the world’s going to work,” said Democratic lobbyist Steve Elmendorf, whose bipartisan firm Avōq saw its Lobbying Disclosure Act revenue shrink by about 6% amid Trump’s takeover in Washington.

Democratic lobbyists’ influence ebbed with Trump’s transition to power.

Those in bipartisan shops said they fared better, leaning on colleagues who could more easily get the White House’s ear.

“Any success I have now is reliant on working with our team members who have very strong relationships with the Trump administration,” Cheri Bustos, partner and co-chair of Mercury Public Affairs, said.

Republican affiliation alone, however, offered no guarantees.

The second Trump administration prizes loyalty to the president. The ascent of ex-Democrats such as Kennedy and Director of National Intelligence Tulsi Gabbard to administration jobs

demonstrated how cooperation with Trump could often grant more sway over policy than traditional party connections.

“Just because you’re a Republican doesn’t necessarily mean that yes, you are in with the administration,” said Michael Williams, founder of the Williams Group and former member of President Bill Clinton’s White House team. “It took some adapting to the fact that this is different from the first Trump administration and other Republican administrations.”

Congress in Focus

Trump expanded presidential power across issues in 2025, upending global trade with emergency tariffs, creating the budget-slashing Department of Government Efficiency, issuing numerous executive orders aimed at boosting US manufacturing, and giving the green light to NVIDIA to sell its advanced AI chips to China.

But many lobbyists expect the pendulum to swing back to Congress this year, and are gearing up for the possibility that Democrats will reclaim the House and a return to divided government in 2027.

“Should Democrats win back the majority, and many signs are pointing in that direction, my relationships are very important from a government relations perspective,” said Bustos, a former Illinois Democratic congresswoman.

Bustos was elected the same year as Minority Leader Hakeem Jeffries (D-N.Y.), who is poised to be the next Speaker should Democrats win House control. Looking ahead to the midterms, her Hill contacts could prove pivotal.

“That’s the importance of a bipartisan firm,” she said.

Despite K Street’s shift in attention toward the White House, both chambers of Congress remained the top lobbied entities in the federal government during 2025. It was the first year that both the House and Senate were mentioned more than 50,000 times in lobbying disclosures, according to Bloomberg Government’s analysis.



For all lobbying firms that aren’t Trump specific, 2025 was a year to figure out how the world’s going to work.”

Steve Elmendorf
Co-founder Avōq



Useful Resources

Who do you call? Find [federal staffers](#) in our directory. Watching bills? Track state and [federal legislation](#). And [follow the money](#) here.

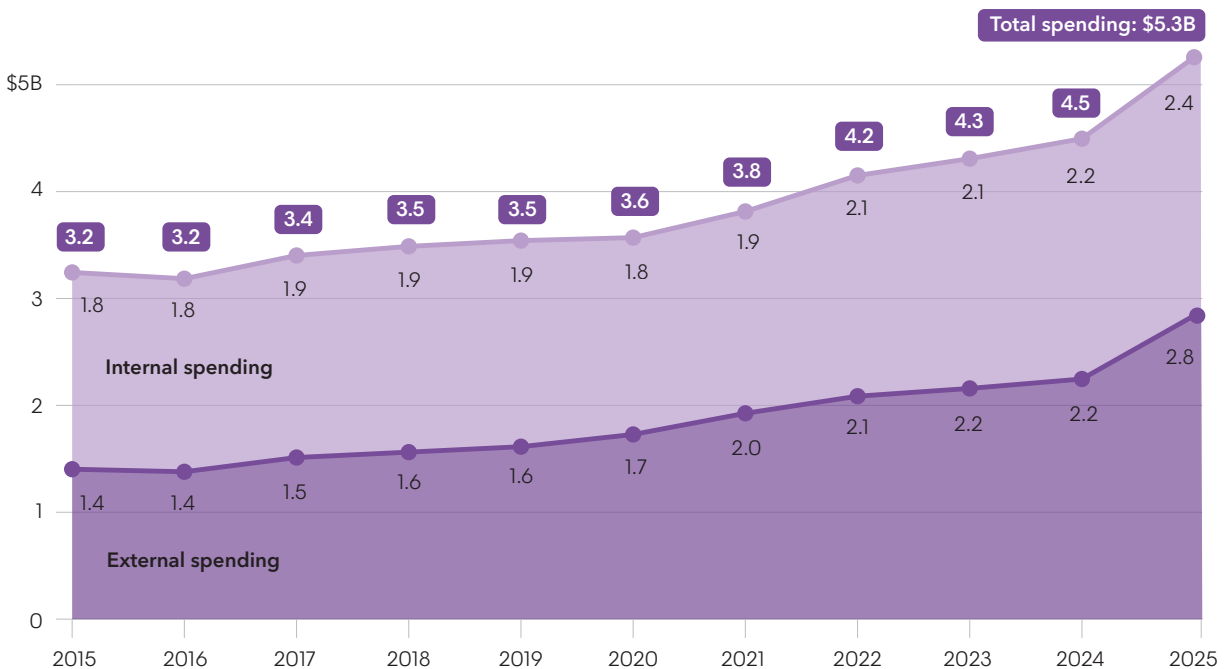
Already in 2026, the White House has faced more significant hurdles in Congress as it tries to move its legislative agenda. House Republicans' razor-thin margin led Congress to a bipartisan vote in February to unwind the president's tariffs on Canada.

"The problem with some of the stuff Trump does, it diminishes Congress. This year, that is starting to shift as Congress reasserts itself," Elmendorf said. "I feel good about where we're heading."

Further setbacks in Congress could see the value of White House influence erode over the remainder of Trump's second administration.

Lobbying Spending Tops \$5 Billion in 2025

A big drive by companies to hire external help fueled federal lobbying spending last year. But industry also spent more on their in-house lobbyists.



Source: Bloomberg Government analysis of year-end Lobbying Disclosure Act filings as of March 27, 2026.
 Note: Amounts in US dollars have been rounded.

















**Greg Giroux's
Must-Read
Midterm
Breakdown**

SUBSCRIBE

Bloomberg Government

Taxation and Trade See Largest Increase in Lobbying

The president's push for tariffs caused more lobbying firms to try and influence the trade debate. Making 2017 tax cuts permanent also drove lobbying last year.

Issue	2025 Filings	2024 Filings	Percent change
 Trade (Domestic & Foreign)	8,109	5,712	+42%
 Taxation/Internal Revenue Code	14,085	11,751	20%
 Manufacturing	2,351	1,986	18%
 Defense	11,107	9,783	14%
 Medicare/Medicaid	6,765	6,210	9%
 Financial Institutions/Investments/Securities	4,643	4,272	9%
 Government Issues	3,120	2,859	9%
 Energy/Nuclear	7,274	6,706	8%
 Natural Resources	3,782	3,517	8%
 Science/Technology	3,637	3,373	8%
 Banking	2,633	2,465	7%
 Housing	2,085	1,941	7%
 Budget/Appropriations	22,422	21,099	6%
 Education	4,911	4,638	6%
 Health Issues	13,728	13,129	5%
 Homeland Security	2,653	2,542	4%

Source: Bloomberg Government analysis of year-end Lobbying Disclosure Act filings as of March 27, 2026.



Lobbyists were busy trying to influence the debate over tariffs.
 Photographer: David Ryder/Bloomberg via Getty Images

White House Agenda Turns Tariffs and MAHA Push to Lobbying Gold

By Kate Ackley and John Woolley

President Donald Trump’s tariffs jolted global financial markets, upended US relations worldwide, and infused chaos into the business plans of companies foreign and domestic.

They also fed a mammoth business boom on K Street.

Corporations and industry groups spent a record sum hiring lobbying firms in 2025, shelling out \$2.84 billion—just one part of the total \$5.3 billion spent on lobbying last year—and the largest year-over-year uptick in more than a decade. Trade disruptions were a major driver of K Street activity, a Bloomberg Government analysis of lobbying disclosures shows.

“Trade and tariffs were No. 1,” said Cristina Antelo, a Democratic lobbyist and founder of the bipartisan shop Ferox Strategies.

Republicans’ catch-all tax-cuts-and-spending law, plus disruption in the medical, pharmaceutical, and agriculture sectors from the Make America Healthy Again faction, also fueled the spending spree. But trade and tariffs led the way.

Lobbyists flocked to the Office of the US Trade Representative at a rate not seen since Bloomberg Government began compiling its annual report of federal lobbying disclosures in 2016. Lobbying visits to USTR were up more than 220% last year, the BGOV analysis found.

“USTR is ground zero, along with the White House,” said Carlos Trujillo, who served as US Ambassador to the Organization of American States during Trump’s first term, and now leads the fast-growing firm Continental Strategy. USTR, he said, “is one of the most important places to visit.”

Government lobbyists can trace much of the boom to April 2, 2025—Trump’s self-proclaimed “Liberation Day”—when he declared a national emergency and announced a sweeping tariff policy under the 1977 International Emergency Economic Powers Act, based on purported trade deficits.

The IEEPA tariffs affected US trade around the world, but were overturned by the US Supreme Court in February. The US had collected about \$166 billion in tariff revenue under IEEPA, according to a March 6 court filing from US Customs and Border



You don’t get a call with a client in—you name the industry—that AI does not come up.”

Nadeam Elshami
 Brownstein Hyatt

Protection. The government was ordered to refund the money, and Trump's remaining tariffs face separate legal challenges.

"Liberation Day was a big driver of business," Antelo said.

The tariff regime's immense scope prompted businesses to flock to Washington to protect their interests.

Ballard Partners, the top firm in Washington, saw a business boom especially on tax and trade, said founder Brian Ballard, a longtime Florida lobbyist who once represented Trump.

Ballard's firm dethroned the longtime leader in Washington lobbying firms, Brownstein Hyatt Farber Schreck.

Still, Brownstein grew with trade as a major driver of new clients, said Nadeam Elshami, once a chief of staff to Nancy Pelosi when the Californian was House Democratic leader.

The firm also signed up big players in the AI space including chip maker NVIDIA Corp., the world's highest-valued company.

Advocacy around AI expanded beyond major industry players.

"You don't get on a call with a client in—you name the industry—that AI does not come up," Elshami said. "So that's telling. It's going to continue to be a growth market issue for us."

Will Moschella, the other leader of Brownstein's practice, said the massive tax measure boosted Hill lobbying in the first half of the year, which shifted to the executive branch as Treasury and federal agencies worked to implement it.

RFK Jr.'s Health Blitz

The Make America Healthy Again movement, led by Health and Human Services Secretary Robert F. Kennedy Jr., sparked big lobbying business with food, chemical, and pharmaceutical clients ramping up their outside help.

"It is one of the many areas where the president and administration have disrupted a more traditional engagement strategy," said Loren Monroe, a BGR Group principal and executive board member. To meet the demand, Monroe said the firm hired 14 new lobbyists last year from both sides of the aisle.

"Like many other sectors, the food and beverage companies were not used to having so much attention," he said. "In my view, it shows that what once were seen as far-left ideas or far-right ideas are now more mainstream ideas."

Kennedy, a scion of the Democratic dynasty, suspended his own independent presidential campaign to align with Trump.

But lobbyists also found the administration was open to hearing from outside voices to keep some industry-opposed MAHA proposals at bay.

Andy Rosenberg, a founder of the bipartisan Thorn Run Partners, said the food and drug regulatory process had gone through "an unprecedented disruption by design, and we have been incredibly active on behalf of old clients and new clients in helping them to anticipate and navigate."

"One thing we've seen with this administration or with this FDA, for better or worse, is that their first decision isn't always their final decision," said Rosenberg, whose clients include Alora Pharmaceuticals and cultured-meat lobby Food Solutions Action. "They are, for better



Like many other sectors, the food and beverage companies were not used to having so much attention."

Loren Monroe
BGR Group

Bloomberg BGOV

Washington Edition

Jonathan Tamari's Must-Read
Rundown of **Money, Power & Politics**

SIGN UP
FOR THE NEWSLETTER

or worse, subject to advocacy and they are responsive to effective engagement by stakeholders and by Congress.”

Universities on Guard

Colleges and universities, including those in the elite Ivy League, got a swift education in Washington dealmaking during Trump’s return to the presidency.

Harvard University, a particular target of Trump’s ire, disclosed a 50% year-over-year spending jump on federal lobbying during 2025, hiring Ballard to change the White House posture on research funding. The administration tried to slash federal funds for research at higher education institutions, while lawmakers upped the tax rate on the biggest endowments.

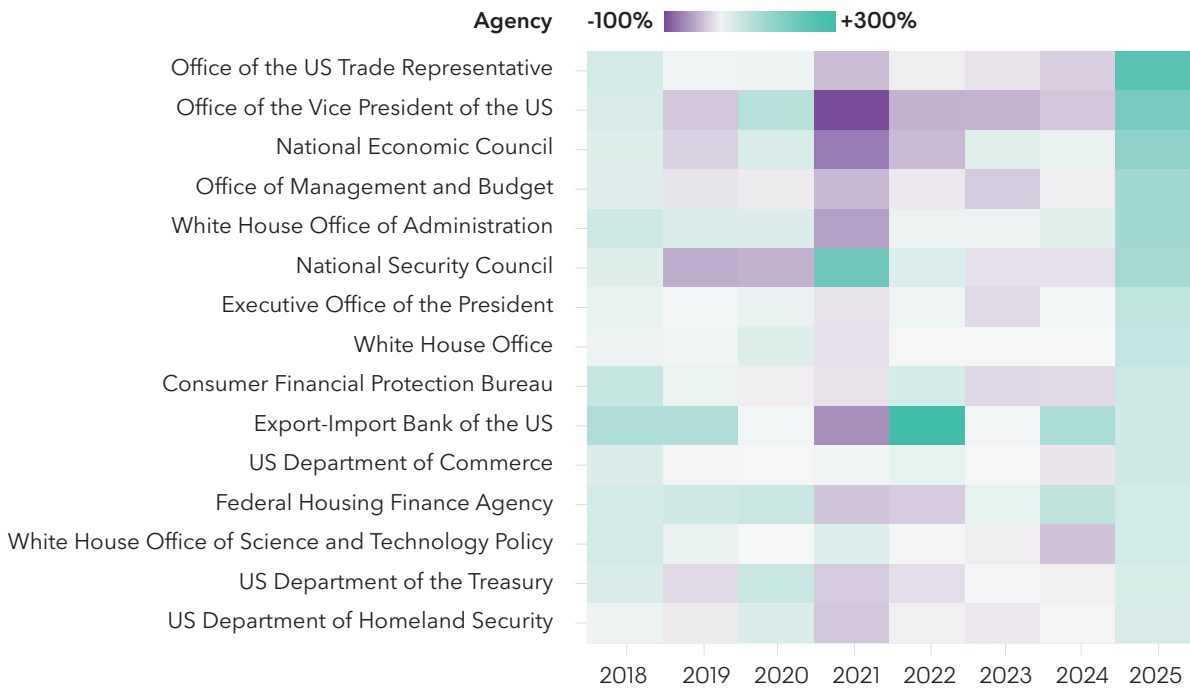
Colleges and universities have long sought lobbyists over the years, particularly in seeking appropriations, said Stewart Hall, who leads the Public Policy Holding Co., a conglomerate of top K Street firms that include Crossroads Strategies and Forbes Tate Partners.

But those efforts took on new urgency with White House proposals, which sought to penalize top colleges over sports regulations and diversity programming. At Harvard, the government sought last summer to ban its enrollment of international students.

“You see real institutional issues, like Harvard and the Ivy League schools, endowments under attack, and billions of dollars in federal research funding at stake,” Hall said. “There is a lot of money at stake. This could be a permanent ramp-up.”

Lobbying Disclosure Filings Shift Across Agencies

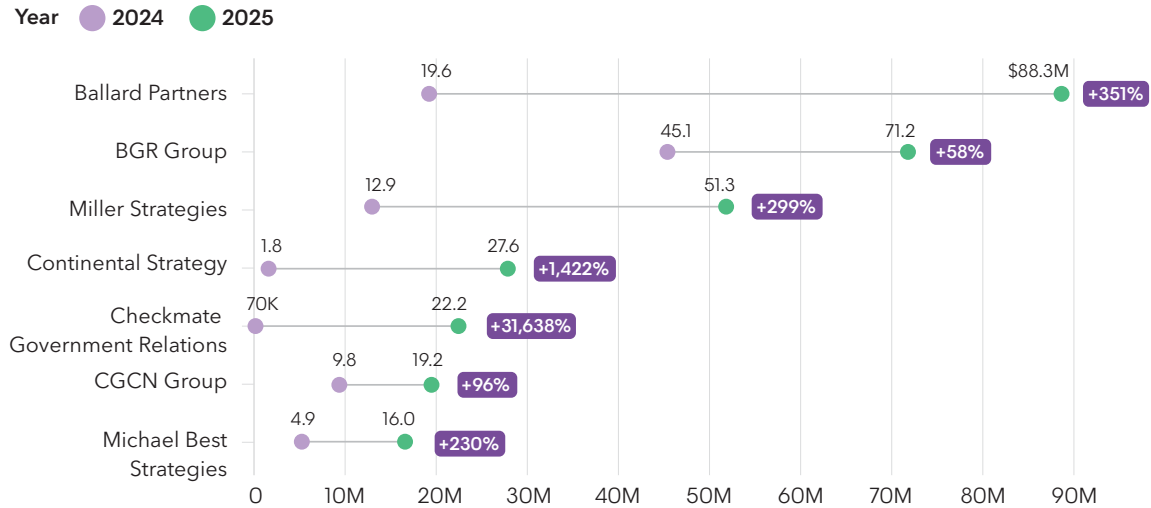
Congress typically gets the most attention from lobbyists, but some executive departments and agencies get more calls as policy agendas change.



Source: Bloomberg Government analysis of year-end Lobbying Disclosure Act filings as of March 6, 2026. Note: Each cell represents the percent change in filings from the previous year to the labeled year.

Trump Ties Swell Bottom Lines for Connected Firms

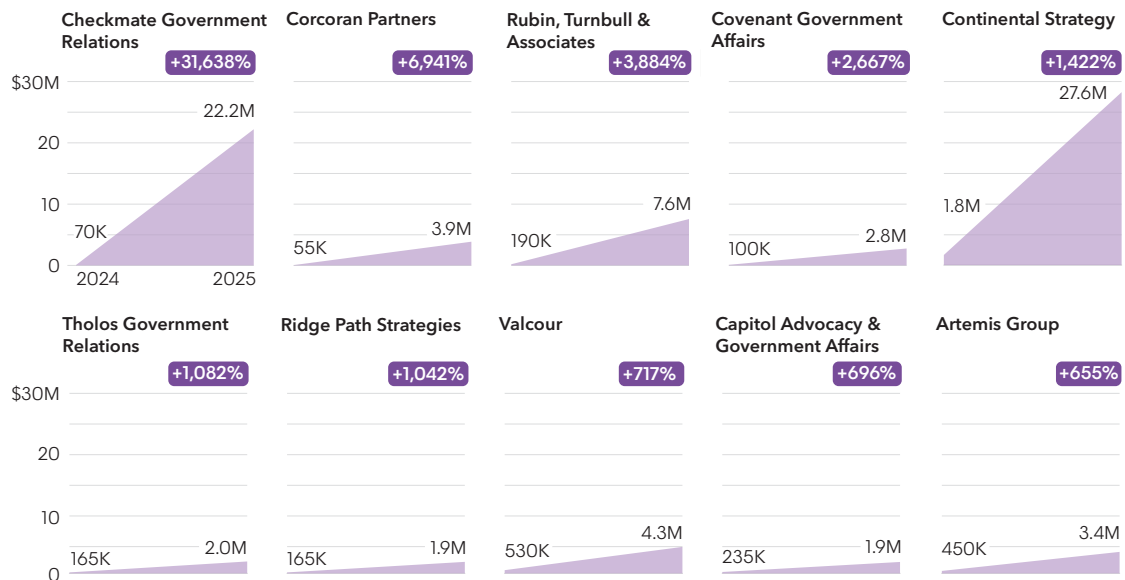
Lobbying is a business built on relationships. Revenue grew dramatically in 2025 for firms with close ties to the president.



Source: Bloomberg Government analysis of year-end Lobbying Disclosure Act filings as of March 27, 2026.
Note: Amounts in US dollars have been rounded.

Smaller Shops Ride Lobbying Wave

New and boutique firms experienced major revenue gains from 2024 to 2025.



Source: Bloomberg Government analysis of year-end Lobbying Disclosure Act filings as of March 27, 2026.
Note: Amounts in US dollars have been rounded.

Top Lobbying Firms

Bloomberg Government is recognizing 80 lobbying firms as standouts for 2025, as indicated in the following table with a purple checkmark. This designation is based on an analysis of year-end 2025 Lobbying Disclosure Act filings that were received as of March 27, 2026.

A firm's 2025 revenue had to be at least \$1.3 million and they must have filed an LDA form with Congress for all four quarters of 2025 just to be included in this report. There are 360 firms in the table.

The 80 firms designated as standouts met all criteria as described in our methodology on page 3. In addition to the revenue and filing requirements, the firm received a checkmark if:

2025 Revenue		Range in Dollars		
Standout	Firm	2025 Revenue	Revenue Growth %	Revenue per Lobbyist
✓	Sample Lobbying Firm	\$5,000,000	10	\$500,000

All revenue and retention metrics described here were met. That's what makes a firm a standout.

They had at least \$1.3 million in revenue.

Their year-over-year growth exceeded the 2.7% inflation rate for 2025.

Their revenue per lobbyist was at least \$618,000.

They met short- and long-term client retention metrics and showed growth in average revenue per client. These numbers aren't in the table.

2025 Revenue		\$50 Million+		
Standout	Firm	2025 Revenue	Revenue Growth %	Revenue per Lobbyist
	Ballard Partners LLC	\$88,272,000	351.10	\$3,269,333
	Brownstein Hyatt Farber Schreck LLP	\$73,938,000	8.75	\$947,923
✓	BGR Government Affairs LLC	\$71,240,000	57.93	\$1,424,800
	Akin Gump Strauss Hauer & Feld LLP	\$65,440,000	15.34	\$1,189,818
	Cornerstone Government Affairs Inc.	\$55,810,000	15.44	\$613,297
	Holland & Knight LLP	\$55,128,000	10.51	\$725,368
✓	Miller Strategies LLC	\$51,290,000	298.96	\$4,662,727

2025 Revenue \$50 Million to \$25 Million				
Standout	Firm	2025 Revenue	Revenue Growth %	Revenue per Lobbyist
✓	Invariant LLC	\$47,170,000	11.62	\$827,544
	Thorn Run Partners	\$32,412,000	7.79	\$926,057
✓	Cassidy & Associates Inc.	\$30,632,000	18.37	\$928,242
✓	Mehlman Consulting Inc.	\$28,330,000	7.96	\$1,180,417
✓	Crossroads Strategies LLC	\$28,306,000	12.01	\$1,132,240
✓	Continental Strategy LLC	\$27,649,864	1421.78	\$2,126,913
	Forbes Tate Partners LLC	\$26,434,000	0.01	\$979,037
	Mercury Public Affairs LLC	\$25,914,700	124.90	\$1,177,941
	Capitol Counsel LLC	\$25,398,000	-1.81	\$705,500

2025 Revenue \$25 Million to \$15 Million				
Standout	Firm	2025 Revenue	Revenue Growth %	Revenue per Lobbyist
✓	S-3 Group LLC	\$24,570,000	62.52	\$1,365,000
	Tiber Creek Group Inc.	\$23,815,000	-1.10	\$1,323,056
	Squire Patton Boggs	\$23,226,000	15.93	\$645,167
✓	Strategic Marketing Innovations Inc.	\$23,083,000	32.74	\$795,966
	Checkmate Government Relations LLC	\$22,216,500	31637.86	\$2,777,063
	K&L Gates LLP	\$21,034,000	21.41	\$489,163
	Alpine Group Partners LLC	\$19,654,000	5.63	\$1,156,118
	Van Scoyoc Associates Inc.	\$19,612,000	4.65	\$502,872
	Tarplin, Downs & Young LLC*	\$19,518,000	15.89	\$2,168,667

*Firm was acquired in September 2025 and is now known as TDY@ FGS Global.

2025 Revenue \$25 Million to \$15 Million (continued)				
Standout	Firm	2025 Revenue	Revenue Growth %	Revenue per Lobbyist
✓	Williams & Jensen PLLC	\$19,508,000	19.55	\$886,727
✓	CGCN Group LLC	\$19,198,000	96.44	\$1,199,875
	Avōq LLC	\$18,850,000	-6.27	\$1,108,824
✓	Mindset Advocacy LLC	\$18,438,000	30.16	\$1,084,588
	Vogel Group LLC	\$16,685,200	50.89	\$695,217
	Hogan Lovells US LLP	\$16,256,000	37.86	\$650,240
✓	Venture Government Strategies LLC	\$16,100,000	44.58	\$2,012,500
	Michael Best Strategies LLC	\$16,034,000	229.82	\$801,700
✓	Capitol Tax Partners LLP	\$15,554,000	11.80	\$1,296,167

2025 Revenue \$15 Million to \$10 Million				
Standout	Firm	2025 Revenue	Revenue Growth %	Revenue per Lobbyist
	Monument Advocacy	\$14,950,000	2.68	\$650,000
	Venable LLP	\$14,780,000	7.91	\$360,488
	DLA Piper LLP (US)	\$14,774,000	27.69	\$703,524
✓	Todd Strategy Group	\$14,464,000	32.04	\$1,607,111
✓	Alston & Bird LLP	\$14,178,000	35.62	\$644,455
✓	Harbinger Strategies LLC	\$13,570,000	35.43	\$2,261,667
	Venn Strategies LLC	\$13,410,000	-2.17	\$372,500
✓	Kountoupes Denham Carr & Reid LLC	\$13,324,000	16.16	\$1,211,273
✓	J.A. Green & Co.	\$12,752,000	5.51	\$1,416,889
	OGR	\$12,464,000	0.68	\$1,133,091
	Arnold & Porter Kaye Scholer LLP	\$12,316,000	-6.13	\$307,900

2025 Revenue \$15 Million to \$10 Million (continued)				
Standout	Firm	2025 Revenue	Revenue Growth %	Revenue per Lobbyist
✓	Fierce Government Relations	\$12,272,000	7.27	\$1,753,143
	FGS Global (US) LLC	\$11,916,000	-1.14	\$331,000
✓	Nickles Group LLC	\$11,184,000	28.49	\$1,118,400
	Bracewell LLP	\$11,091,000	7.44	\$792,214
	ACG Advocacy LLC	\$10,670,000	11.59	\$533,500
	HB Strategies	\$10,514,000	27.69	\$584,111
✓	Rich Feuer Anderson	\$10,355,000	34.06	\$796,538
✓	Polaris Consulting LLC	\$10,270,000	16.60	\$2,054,000
	Navigators Global LLC	\$10,264,000	81.86	\$789,538
	Cozen O'Connor Public Strategies LLC	\$10,134,000	7.33	\$1,447,714

2025 Revenue \$10 Million to \$7 Million				
Standout	Firm	2025 Revenue	Revenue Growth %	Revenue per Lobbyist
	TheGROUP DC LLC	\$9,580,000	0.59	\$1,368,571
	Step toe LLP	\$9,482,000	133.89	\$474,100
✓	Russell Group Inc.	\$9,430,000	9.78	\$1,178,750
	Lewis-Burke Associates LLC	\$9,250,000	9.23	\$237,179
	Duberstein Group Inc.	\$8,977,500	7.90	\$1,795,500
	Townsend Public Affairs Inc.	\$8,812,549	14.69	\$550,784
	Elevate Government Affairs LLC	\$8,648,000	11.16	\$864,800
✓	American Defense International Inc.	\$8,634,000	29.82	\$863,400

2025 Revenue \$10 Million to \$7 Million (continued)				
Standout	Firm	2025 Revenue	Revenue Growth %	Revenue per Lobbyist
✓	Innovative Federal Strategies LLC	\$8,600,000	13.79	\$661,538
✓	Merchant McIntyre & Associates LLC	\$8,510,000	25.89	\$773,636
	Dentons US LLP	\$8,014,500	-6.85	\$381,643
	Farragut Partners LLP	\$8,003,500	12.41	\$889,278
	King & Spalding LLP	\$7,964,000	48.31	\$530,933
	GuidePostStrategies LLC	\$7,948,000	54.03	\$1,324,667
	Boundary Stone Partners LLC	\$7,936,000	12.47	\$529,067
✓	Rubin, Turnbull & Associates Inc.	\$7,570,000	3884.21	\$1,892,500
	NVG LLC	\$7,302,000	-8.08	\$384,316
	Roosevelt Group	\$7,186,000	-10.49	\$718,600
✓	Penn Avenue Partners LLC	\$7,170,000	6.16	\$1,195,000
✓	Atlas Crossing LLC	\$7,108,000	59.73	\$1,777,000
	Avenue Solutions	\$7,040,000	-7.73	\$1,173,333
	Becker & Poliakoff PA	\$7,022,000	53.79	\$585,167

2025 Revenue \$7 Million to \$5 Million				
Standout	Firm	2025 Revenue	Revenue Growth %	Revenue per Lobbyist
	Ferguson Group LLC	\$6,922,000	-4.09	\$432,625
✓	Capitol Hill Consulting Group	\$6,850,000	23.65	\$622,727
	Foley & Lardner LLP	\$6,781,000	34.92	\$968,714
	Klein/Johnson Group LLC	\$6,670,000	30.84	\$667,000

2025 Revenue \$7 Million to \$5 Million (continued)				
Standout	Firm	2025 Revenue	Revenue Growth %	Revenue per Lobbyist
✓	Washington Tax and Public Policy Group LLC	\$6,530,000	8.51	\$2,176,667
	Covington & Burling LLP	\$6,520,000	-19.33	\$296,364
	Federal Hall Policy Advisors LLC	\$6,358,000	2.44	\$1,059,667
	Porterfield, Fettig & Sears LLC	\$6,324,000	9.41	\$790,500
✓	C2 Strategies	\$6,288,000	33.90	\$898,286
	Lot Sixteen LLC	\$6,266,000	35.95	\$522,167
	Greenberg Traurig LLP	\$6,160,000	12.02	\$440,000
	TSG Advocates DC LLC	\$6,109,792	N/A	\$509,149
	AxAdvocacy LLC	\$6,106,000	92.01	\$763,250
	Baker & Hostetler LLP	\$6,058,000	58.59	\$1,009,667
	Actum I LLC	\$5,911,000	-8.67	\$591,100
	Adams and Reese LLP	\$5,816,000	2.32	\$646,222
	McAllister & Quinn LLC	\$5,770,000	27.51	\$320,556
✓	FS Vector LLC	\$5,577,000	39.81	\$697,125
	Washington Council Ernst & Young	\$5,566,000	-0.82	\$428,154
✓	Troutman Pepper Locke Strategies LLC	\$5,565,000	52.97	\$927,500
	Winning Strategies Washington LLC	\$5,398,000	8.26	\$449,833
✓	Keller Partners & Co.	\$5,320,000	34.34	\$886,667
	Ridgeline Advocacy Group LLC	\$5,275,000	N/A	\$527,500
	McGuireWoods Consulting LLC	\$5,253,000	-9.60	\$404,077
	McManus Group	\$5,250,000	22.09	\$1,312,500
	Salt Point Strategies LLC	\$5,224,000	38.49	\$653,000

N/A Firm had no revenue in 2024 so year-over-year growth percentage could not be calculated.

2025 Revenue \$7 Million to \$5 Million (continued)				
Standout	Firm	2025 Revenue	Revenue Growth %	Revenue per Lobbyist
	Empire Consulting Group Inc.	\$5,210,000	1.96	\$868,333
	PhronesisDC LLC	\$5,130,000	207.19	\$1,282,500
	Franklin Square Group LLC	\$5,100,000	5.59	\$637,500
	Prime Policy Group	\$5,063,000	-17.76	\$421,917
	Ervin Graves Strategy Group LLC	\$5,020,000	19.64	\$502,000
	Nelson Mullins Riley & Scarborough LLP	\$5,002,800	-1.79	\$454,800

2025 Revenue \$5 Million to \$4 Million				
Standout	Firm	2025 Revenue	Revenue Growth %	Revenue per Lobbyist
✓	Sternhell Group	\$4,980,000	4.45	\$1,245,000
	Powers Pyles Sutter & Verville PC	\$4,939,968	3.32	\$308,748
	Icebreaker Strategies LLC	\$4,928,000	139.92	\$1,232,000
	Polsinelli PC	\$4,894,000	26.98	\$489,400
	Carmen Group Inc.	\$4,883,000	9.36	\$1,220,750
	Resolution Public Affairs LLC	\$4,790,000	-13.54	\$958,000
	Mayer Brown LLP	\$4,694,000	49.11	\$469,400

Bloomberg Government
POWER PLAY
 NEWSLETTER
 Kate Ackley's Must-Read Rundown of Washington Lobbying

[SUBSCRIBE](#)

2025 Revenue \$5 Million to \$4 Million (continued)				
Standout	Firm	2025 Revenue	Revenue Growth %	Revenue per Lobbyist
	ArentFox Schiff LLP	\$4,688,000	9.43	\$187,520
	Ferox Strategies LLC	\$4,656,000	19.26	\$776,000
	Chartwell Strategy Group LLC	\$4,656,000	122.46	\$665,143
✓	Red+Blue Strategies	\$4,640,000	48.72	\$1,160,000
	Pillsbury Winthrop Shaw Pittman LLP	\$4,608,000	28.00	\$307,200
	Bose Public Affairs Group	\$4,580,450	21.76	\$305,363
	Blank Rome Government Relations LLC	\$4,572,000	-2.81	\$381,000
	VantageKnight LLC	\$4,550,000	79.13	\$4,550,000
	Jeffrey J. Kimbell & Associates Inc.	\$4,483,000	6.56	\$560,375
✓	Carpi & Clay Inc.	\$4,456,000	3.97	\$891,200
✓	Bockorny Group Inc.	\$4,435,500	17.90	\$739,250
✓	Picard Group LLC	\$4,430,000	23.06	\$632,857
✓	PACE LLP	\$4,410,000	4.95	\$630,000
	McDermottPlus LLC	\$4,405,000	-1.19	\$293,667
	Valcour LLC	\$4,328,000	716.60	\$1,442,667
✓	Jones Walker LLP	\$4,296,000	43.01	\$716,000
	Kelley Drye & Warren LLP	\$4,282,000	13.13	\$285,467
	Public Strategies Washington Inc.	\$4,270,000	-17.69	\$610,000
	Marshall & Popp LLC	\$4,268,000	10.28	\$2,134,000
	Barnes & Thornburg LLP	\$4,248,000	37.39	\$386,182
	Torrey Advisory Group	\$4,140,000	0.24	\$345,000
	MO Strategies Inc.	\$4,099,000	N/A	\$1,366,333

N/A Firm had no revenue in 2024 so year-over-year growth percentage could not be calculated.

2025 Revenue \$5 Million to \$4 Million (continued)				
Standout	Firm	2025 Revenue	Revenue Growth %	Revenue per Lobbyist
✓	Liberty Partners Group LLC	\$4,091,000	11.35	\$818,200
✓	Aquia Group LLC	\$4,018,000	57.57	\$1,004,500
	Fulcrum Public Affairs LLC	\$4,005,000	-16.13	\$500,625
	Smith-Free Group LLC	\$4,000,000	-15.61	\$571,429
	Federal Street Strategies LLC	\$4,000,000	-12.17	\$1,000,000

2025 Revenue \$4 Million to \$3 Million				
Standout	Firm	2025 Revenue	Revenue Growth %	Revenue per Lobbyist
✓	Natural Resource Results LLC	\$3,929,000	7.82	\$785,800
	Viking Navigation LLC	\$3,928,000	64.21	\$3,928,000
✓	Kadesh & Associates LLC	\$3,901,700	9.56	\$975,425
	Madison Group LLC	\$3,901,000	4.05	\$557,286
	Corcoran Partners	\$3,872,500	6940.91	\$774,500
✓	Owen Evans Ingols	\$3,820,000	11.05	\$1,273,333
	DGA Group LLC	\$3,780,000	4.91	\$420,000
	GrayRobinson PA	\$3,775,550	42.38	\$343,232
	Faegre Drinker Biddle & Reath LLP	\$3,770,000	31.96	\$290,000
	Cavarocchi Ruscio Dennis Associates LLC	\$3,734,000	-6.18	\$287,231
	Wilmer Cutler Pickering Hale & Dorr LLP	\$3,719,000	-20.84	\$929,750
✓	W Strategies LLC	\$3,706,000	3.29	\$3,706,000
	J.M. Burkman & Associates	\$3,609,000	76.91	\$1,203,000

2025 Revenue \$4 Million to \$3 Million (continued)				
Standout	Firm	2025 Revenue	Revenue Growth %	Revenue per Lobbyist
	Jim Massie & Partners LLC	\$3,590,000	-1.64	\$718,000
	Bradley Arant Boult Cummings LLP	\$3,586,000	24.99	\$896,500
	Smith Garson	\$3,558,000	-1.33	\$395,333
	Cormac Group LLP	\$3,452,000	3.29	\$345,200
	Alignment Government Strategies	\$3,450,000	12.75	\$383,333
	Manatt, Phelps & Phillips LLP	\$3,448,500	34.68	\$265,269
	CR Federal LLC	\$3,424,500	33.74	\$1,141,500
	Cogent Strategies LLC	\$3,422,000	-22.05	\$380,222
	Javelin Advisors LLC	\$3,412,000	N/A	\$1,137,333
	Artemis Group LLC	\$3,397,000	654.89	\$485,286
	Summit Strategies Government Affairs LLC	\$3,392,000	-1.40	\$484,571
	Taft, Stettinius & Hollister LLP	\$3,380,000	-7.68	\$482,857
	Majority Group LLC	\$3,320,000	-27.59	\$1,106,667
	CFM Advocates	\$3,315,000	1.50	\$368,333
	Miller & Chevalier Chartered	\$3,314,000	-1.02	\$473,429
✓	SBL Strategies LLC	\$3,302,000	16.47	\$1,100,667
	ML Strategies LLC	\$3,290,000	3.79	\$411,250
	Roberti Global LLC	\$3,230,000	-14.19	\$807,500
	Ragnar Group LLC	\$3,220,000	N/A	\$1,073,333
	Hance Scarborough LLP	\$3,194,000	1.59	\$319,400
	Colton Street Group	\$3,136,000	28.52	\$3,136,000
✓	HillEast Group LLC	\$3,120,000	35.65	\$624,000

N/A Firm had no revenue in 2024 so year-over-year growth percentage could not be calculated.

2025 Revenue \$4 Million to \$3 Million (continued)				
Standout	Firm	2025 Revenue	Revenue Growth %	Revenue per Lobbyist
	Penn Hill Group	\$3,091,000	0.16	\$281,000
	Emergent Strategies LLC	\$3,040,000	17.56	\$608,000
	Alcalde & Fay	\$3,018,000	-3.08	\$301,800

2025 Revenue \$3 Million to \$2.5 Million				
Standout	Firm	2025 Revenue	Revenue Growth %	Revenue per Lobbyist
	Porter Group LLC	\$2,976,000	32.86	\$496,000
	Moran Global Strategies Inc.	\$2,968,000	41.20	\$494,667
	Pioneer Public Affairs LLC	\$2,940,000	-13.22	\$588,000
✓	A1.9 Strategies LLC	\$2,907,000	13.64	\$969,000
	O'Keefe Shahmoradi Strategies LLC	\$2,895,000	22.67	\$723,750
	Platinum Advisors DC LLC	\$2,868,000	-17.40	\$358,500
	Strategic Health Care	\$2,840,500	2.03	\$568,100
✓	Thorsen French Advocacy LLC *	\$2,814,000	14.86	\$938,000
	Baker, Donelson, Bearman, Caldwell & Berkowitz PC	\$2,772,000	9.98	\$462,000
	Covenant Government Affairs LLC	\$2,767,000	2667.00	\$1,383,500
✓	Stonington Global LLC	\$2,755,000	25.86	\$2,755,000
✓	1607 Strategies LLC	\$2,751,000	41.29	\$917,000
	Buchanan Ingersoll & Rooney PC	\$2,744,000	10.56	\$392,000
	Marcus G. Faust PC	\$2,726,000	4.20	\$681,500
	Washington 2 Advocates LLC	\$2,702,000	4.43	\$900,667

* Firm became Radius Advocacy LLC on Jan. 1, 2026.

2025 Revenue \$3 Million to \$2.5 Million (continued)				
Standout	Firm	2025 Revenue	Revenue Growth %	Revenue per Lobbyist
✓	Blue Ridge Law & Policy PC	\$2,700,000	13.92	\$900,000
	SplitOak Strategies LLC	\$2,700,000	-2.53	\$900,000
	Sustainable Strategies DC LLC	\$2,660,000	17.60	\$295,556
	LSN Partners LLC	\$2,623,000	2.94	\$874,333
	H.A. Cumber & Co. Inc.	\$2,590,000	N/A	\$1,295,000
	Clark Hill Public Strategies LLC	\$2,570,000	392.34	\$321,250
	Dutko Government Relations	\$2,564,000	0.63	\$854,667
	McLarty Inbound LLC	\$2,560,000	6.05	\$853,333
	Tai Ginsberg & Associates LLC	\$2,556,000	4.88	\$426,000
✓	LobbyDC.com LLC	\$2,555,000	40.54	\$1,277,500
✓	Williams Group	\$2,540,000	6.35	\$635,000
	LMH Strategic Solutions LLC	\$2,524,000	327.80	\$1,262,000
	Tiber Creek Health Strategies Inc.	\$2,520,000	-3.82	\$630,000
	Van Ness Feldman LLP	\$2,508,000	0.80	\$109,043

N/A Firm had no revenue in 2024 so year-over-year growth percentage could not be calculated.

Bloomberg Government
Business of Lobbying
 WRITE FOR US

2025 Revenue \$2.5 Million to \$1.5 Million				
Standout	Firm	2025 Revenue	Revenue Growth %	Revenue per Lobbyist
	Crowell & Moring LLP	\$2,498,000	-12.96	\$312,250
	TwinLogic Strategies LLP	\$2,496,000	2.30	\$624,000
	Petrizzo Group Inc.	\$2,495,000	9.00	\$831,667
	Capitol Hill Policy Group LLC	\$2,494,000	0.16	\$498,800
	Hart Health Strategies Inc.	\$2,492,000	3.45	\$249,200
	Strategies 360 Inc.	\$2,490,000	-2.43	\$498,000
✓	McCarthy Advanced Consulting LLC	\$2,484,000	33.55	\$828,000
	Corrigan & Ussery LLC	\$2,472,500	5.28	\$1,236,250
	Whitmer & Worrall LLC	\$2,454,000	5.87	\$350,571
	Brumidi Group	\$2,450,498	-2.60	\$816,833
	Federal Health Policy Strategies LLC	\$2,400,000	36.36	\$480,000
	H&M Strategies LLP	\$2,370,000	9.72	\$474,000
	Water Strategies LLC	\$2,358,000	-2.20	\$471,600
	Daly Consulting Group	\$2,340,000	-11.36	\$2,340,000
	Banner Public Affairs LLC	\$2,337,000	-11.61	\$584,250
	Tremont Strategies Group LLC	\$2,335,500	1.10	\$778,500
	Republic Consulting LLC	\$2,334,000	46.15	\$466,800
	Downs Government Affairs	\$2,281,000	-0.76	\$2,281,000
	LNE Group LLC	\$2,272,000	-17.02	\$454,400
	Thompson Coburn LLP	\$2,268,000	46.99	\$378,000
	Brian Glackin Associates LLC	\$2,264,000	85.27	\$1,132,000

2025 Revenue \$2.5 Million to \$1.5 Million (continued)				
Standout	Firm	2025 Revenue	Revenue Growth %	Revenue per Lobbyist
	Mission Strategies LLC (Energy)	\$2,235,000	121.29	\$203,182
	Imperium Global Advisors	\$2,200,000	30.76	\$550,000
	Stanton Park Group LLC	\$2,195,000	13.32	\$439,000
	S2R LLC	\$2,188,000	N/A	\$2,188,000
	Sorini, Samet & Associates LLC	\$2,186,000	20.77	\$364,333
	Brody Group LLC	\$2,160,000	18.36	\$2,160,000
	Tides Group LLC	\$2,150,000	55.80	\$2,150,000
✓	Horizons Global Solutions LLC	\$2,113,800	13.43	\$704,600
	Sandler, Travis & Rosenberg PA	\$2,088,000	95.14	\$348,000
✓	TeleMedia Policy Corp.	\$2,078,750	55.13	\$2,078,750
	Nexus Consulting LLC	\$2,078,000	16.09	\$692,667
✓	Rising Tide Associates LLC	\$2,062,000	2.79	\$687,333
	Sidley Austin LLP	\$2,032,000	7.80	\$406,400
	Simmons & Russell Group LLC	\$2,014,000	-25.96	\$1,007,000
	Spirit Rock Consulting Inc.	\$2,006,000	-7.56	\$668,667
✓	Wheat Shroyer Government Relations LLC	\$1,984,000	2.80	\$661,333
	Capitol 6 Advisors	\$1,974,000	124.32	\$493,500
	Health Policy Source Inc.	\$1,966,000	24.12	\$491,500
	Horizon Government Affairs	\$1,962,000	14.87	\$280,286
	Clark Street Associates LLC	\$1,954,000	24.46	\$977,000
	McKeon Group Inc.	\$1,953,000	18.65	\$390,600

N/A Firm had no revenue in 2024 so year-over-year growth percentage could not be calculated.

2025 Revenue \$2.5 Million to \$1.5 Million (continued)				
Standout	Firm	2025 Revenue	Revenue Growth %	Revenue per Lobbyist
	Tholos Government Relations LLC	\$1,950,500	1082.12	\$975,250
	Normandy Group LLC	\$1,936,000	-9.57	\$276,571
✓	DeBrunner & Associates Inc.	\$1,917,374	22.38	\$639,125
	Sirona Strategies LLC	\$1,905,000	13.73	\$476,250
	Milne, Wiener & Shofe Global Strategies	\$1,905,000	10.76	\$381,000
	Bridge Public Affairs LLC	\$1,904,000	13.06	\$476,000
✓	SL Strategies LLC	\$1,899,500	26.97	\$633,167
	Ridge Path Strategies LLC	\$1,885,000	1042.42	\$942,500
	Potomac Partners DC	\$1,884,800	-8.99	\$628,267
	ATS Communications Inc.	\$1,882,000	5.14	\$1,882,000
	Lobbylt.com LLC	\$1,876,000	-11.76	\$469,000
	Capitol Advocacy & Government Affairs LLC	\$1,870,000	695.74	\$1,870,000
✓	Rock Creek Counsel	\$1,860,000	3.33	\$1,860,000
✓	Marla Grossman LLC	\$1,850,000	3.35	\$925,000
	VNF Solutions LLC	\$1,845,500	-9.98	\$87,881
	National Group LLP	\$1,844,000	-4.95	\$368,800
	Tiger Hill Partners LLC	\$1,838,000	-30.90	\$1,838,000
	Bramer Group LLC	\$1,776,250	17.96	\$444,063
✓	Capitol Consulting Group LLC (DC)	\$1,770,000	60.91	\$1,770,000
	Kyle House Group LLC	\$1,770,000	5.36	\$221,250
	Davidoff Hutcher & Citron LLP	\$1,770,000	-3.38	\$295,000

2025 Revenue \$2.5 Million to \$1.5 Million (continued)				
Standout	Firm	2025 Revenue	Revenue Growth %	Revenue per Lobbyist
	KBS Group LLP	\$1,770,000	2.31	\$295,000
	Mason Street Consulting LLC	\$1,768,000	39.21	\$1,768,000
	Converge Public Strategies	\$1,764,000	N/A**	\$352,800
	Stewart Strategies & Solutions LLC	\$1,750,000	-14.63	\$583,333
	Allon Advocacy LLC	\$1,744,000	9.69	\$581,333
	535 Group LLC	\$1,744,000	-18.50	\$436,000
	Acorn Consulting LLC	\$1,740,000	40.55	\$580,000
	Maynor & Stiers LLC	\$1,738,000	8.62	\$579,333
	Chamber Hill Strategies	\$1,733,000	17.49	\$346,600
	Welsh Rose LLC	\$1,730,000	-13.50	\$865,000
	Hall, Render, Killian, Heath & Lyman PC	\$1,720,290	-14.41	\$860,145
	Alpine Advisors LLC	\$1,720,000	32.31	\$344,000
	alb solutions	\$1,700,000	8.97	\$850,000
	PricewaterhouseCoopers LLP	\$1,690,000	75.31	\$241,429
	Ballard Spahr LLP	\$1,688,000	9.61	\$562,667
	Waxman Strategies	\$1,683,000	3.12	\$153,000
	Vectis DC	\$1,674,000	6.62	\$279,000
	Federal Science Partners LLC	\$1,654,000	11.76	\$413,500
	Burrell International Group LLC	\$1,646,000	22.29	\$548,667
	Capitol Hill Partners	\$1,642,000	-10.76	\$821,000
	OnMessage Public Strategies	\$1,638,000	241.25	\$409,500

N/A** Firm didn't have enough revenue to be included in 2025 report so growth percentage wasn't calculated.

2025 Revenue \$2.5 Million to \$1.5 Million (continued)				
Standout	Firm	2025 Revenue	Revenue Growth %	Revenue per Lobbyist
✓	Holly Strategies Inc.	\$1,620,000	30.23	\$1,620,000
✓	Stapleton & Associates LLC	\$1,610,000	25.78	\$1,610,000
	CJ Lake LLC	\$1,610,000	-3.59	\$1,610,000
	Capitol Resources LLC	\$1,602,850	119.12	\$534,283
✓	Neale Creek LLC	\$1,602,000	43.04	\$1,602,000
	DC Legislative and Regulatory Services Inc.	\$1,599,500	9.40	\$399,875
	Shumaker Advisors LLC	\$1,596,500	39.13	N/A*
	Forward Global US Inc.	\$1,595,500	97.22	\$88,639
	CT Group	\$1,595,000	-18.83	\$797,500
✓	Hollier & Associates LLC	\$1,590,000	58.21	\$1,590,000
	Hooper, Lundy & Bookman PC	\$1,590,000	-12.83	\$397,500
	McCaulley & Co.	\$1,590,000	-2.45	\$530,000
	Nestpoint Associates LLC	\$1,590,000	N/A	\$530,000
✓	Red Maple Consulting LLC	\$1,585,000	54.48	\$1,585,000
	Bell & Lindsay Inc.	\$1,579,000	21.84	\$789,500
	David Turch and Associates	\$1,560,000	3.31	\$390,000
✓	Sconset Strategies LLC	\$1,546,000	9.18	\$1,546,000
	Nossaman LLP	\$1,542,000	39.93	\$308,400
	Corley Consulting LLC	\$1,540,000	19.38	\$770,000
	Congressional Partners	\$1,540,000	-17.20	N/A*
	Desimone Consulting LLC	\$1,516,000	-27.60	\$379,000

N/A Firm had no revenue in 2024 so year-over-year growth percentage could not be calculated.

N/A* Firm did not list any lobbyists in Q4 so did not calculate RPL.

2025 Revenue \$2.5 Million to \$1.5 Million (continued)				
Standout	Firm	2025 Revenue	Revenue Growth %	Revenue per Lobbyist
	Collective Strategies & Communications LLC	\$1,505,000	60.79	\$752,500
	Joseph Group LLC	\$1,503,000	15.35	\$1,503,000
	Drake Ventures LLC	\$1,500,000	N/A	\$1,500,000

2025 Revenue \$1.5 Million to \$1.3 Million				
Standout	Firm	2025 Revenue	Revenue Growth %	Revenue per Lobbyist
	MG Housing Strategies LLC	\$1,497,500	-8.41	\$748,750
	Carbonleaf Public Affairs LLC	\$1,485,334	-3.36	\$742,667
	McKinnon Group LLC	\$1,483,000	143.11	\$741,500
	Groom Law Group Chartered	\$1,482,000	10.43	\$134,727
	North South Government Strategies	\$1,480,000	7.71	\$493,333
	Murray Montgomery O'Donnell	\$1,456,000	-2.35	\$728,000
	Off Hill Strategies LLC	\$1,456,000	15.92	\$485,333
✓	Franklin Creek Consulting	\$1,444,000	60.27	\$1,444,000
	SC Partners LLC	\$1,440,000	-10.56	\$720,000
	Wessel Group Inc.	\$1,440,000	-7.10	\$360,000
	Mercury Strategies LLC	\$1,435,000	-28.96	\$478,333
	East End Group LLC	\$1,415,000	0.28	\$471,667
	Capitol Integration LLC	\$1,414,000	4.59	\$1,414,000
	Best Best & Krieger LLP	\$1,412,000	19.26	\$156,889

N/A Firm had no revenue in 2024 so year-over-year growth percentage could not be calculated.

2025 Revenue \$1.5 Million to \$1.3 Million (continued)				
Standout	Firm	2025 Revenue	Revenue Growth %	Revenue per Lobbyist
	Freemyer & Associates PC	\$1,411,000	7.96	\$705,500
✓	Robert Talley	\$1,410,000	6.02	\$1,410,000
	Revere Federal Strategies LLC	\$1,409,500	36.98	\$1,409,500
	Plurus Strategies LLC	\$1,404,000	-34.15	\$351,000
	JTR Strategies LLC	\$1,400,000	37.93	\$700,000
	Geoffrey P. Gray	\$1,400,000	2.19	\$1,400,000
	ENS Resources Inc.	\$1,396,000	2.27	\$349,000
✓	Advanced Policy Consulting LLC	\$1,390,000	24.55	\$1,390,000
	Ryan Costello Strategies LLC	\$1,390,000	27.52	\$1,390,000
	Perspective Strategies	\$1,380,000	245.00	\$690,000
	Hunton Andrews Kurth LLP	\$1,378,000	5.84	\$459,333
	Lilette Advisors	\$1,378,000	589.00	\$689,000
	Accelerate Strategies LLC	\$1,378,000	535.02	\$344,500
	Winston & Strawn LLP	\$1,370,000	-6.55	\$685,000
	Combest, Sell & Associates LLC	\$1,366,000	-3.53	\$341,500
	Ice Miller Strategies LLC	\$1,366,000	-7.45	\$151,778
	Anchor and Arrow Strategies	\$1,364,000	120.71	\$454,667
✓	Cross Potomac Consulting LLC	\$1,354,000	18.98	\$677,000
	Leavitt Partners LLC	\$1,354,000	19.19	\$123,091
	Maynard Nexsen PC	\$1,350,000	16.88	\$270,000
	Potomac Advocates	\$1,346,000	10.87	\$269,200

2025 Revenue \$1.5 Million to \$1.3 Million (continued)				
Standout	Firm	2025 Revenue	Revenue Growth %	Revenue per Lobbyist
	38 North Solutions LLC	\$1,345,000	-6.92	\$448,333
✓	HillNorth LLC	\$1,342,500	103.41	\$1,342,500
	Ark Strategy LLC	\$1,336,500	293.09	\$668,250
	Livingston Group LLC	\$1,322,000	-40.02	\$264,400
	Skyline Capitol LLC	\$1,321,000	190.97	\$440,333
✓	Broydrick & Associates Inc.	\$1,304,000	8.85	\$1,304,000
	FTI Consulting Inc.	\$1,301,000	-80.81	\$325,250

Bloomberg
Government

Put the Top Lobbying Firms Report into Action

Bloomberg Government subscribers can benchmark competitors, connect with key decision-makers, and track the policies and spending shaping their business. See how Bloomberg Government can help you drive your policy agenda.

To learn more, visit about.bgov.com

Bloomberg Government

Bloomberg Government helps lobbying firms and corporate public affairs teams turn insight into influence. Our all-in-one platform enables you to track policy developments, connect with key decision-makers, and act with confidence in a rapidly shifting legislative landscape.

With real-time legislative and regulatory tracking, expert analysis, and powerful workflow tools, BGOV cuts through information overload—so you can focus on advancing your clients' and organization's policy priorities.

Lobbyists and corporate government affairs professionals rely on Bloomberg Government to:

- Track what matters most with real-time alerts, AI-powered bill summaries, and comprehensive federal and state policy monitoring—so you never miss a critical development.
- Strategize with confidence using expert news, policy analysis, and data-driven insights to anticipate changes, uncover opportunities, and align advocacy with policy direction.
- Deliver impact by connecting with the right stakeholders through up-to-date directories, detailed legislator profiles, and tools that help you craft and execute targeted outreach.
- Bloomberg Government equips you to stay proactive helping you strengthen relationships, influence outcomes, and drive measurable results.

Request a demo to see how BGOV can help you stay aligned with policy objectives and lead with confidence.

For more information, visit about.bgov.com.